



# LTR Serisi 315MHz/915MHz RF LoRa Transceiver Modülleri



- LTR28 Serisi – tüm modellerde SX1262, SAW Filtreli RF Giriş Katı, +20dBm RF çıkış gücü  
RF Ekran, SMA/U.FL RF Anten konnektörü seçenekleri, RF Pin veya U.FL RF Konnektörlü SMD model seçenekleri
- LTR26 Serisi – tüm modellerde LLCC68, SAW Filtreli RF Giriş Katı, +20dBm RF çıkış gücü  
RF Ekran, SMA/U.FL RF Anten konnektörü seçenekleri, RF Pin veya U.FL RF Konnektörlü SMD model seçenekleri



# LTR Serisi 915MHz +20dBm RF LoRa Transceiver Modülleri



## LTR Serisi 915MHz +20dBm RF LoRa Transceiver Modülleri


	Frekans	RF Çıkış Gücü	TCXO XTAL	SAW BPF	RF Konnektör	RF Ekran	LoRa IC
LTR28RSH9	915MHz	+20dBm	XTAL	SAW	SMA	Var	SX1262
LTR28CSH9	915MHz	+20dBm	XTAL	SAW	U.FL	Var	SX1262
LTR26RSH9	915MHz	+20dBm	XTAL	SAW	SMA	Var	LLCC68
LTR26CSH9	915MHz	+20dBm	XTAL	SAW	U.FL	Var	LLCC68

## LTR Serisi 915MHz +20dBm RF LoRa Transceiver Modülleri (SMD)

	Frekans	RF Çıkış Gücü	TCXO XTAL	SAW BPF	RF Konnektör	RF Ekran	LoRa IC
LTR28-S9	915MHz	+20dBm	XTAL	SAW	SMD Pin	Var	SX1262
LTR28-SC9	915MHz	+20dBm	XTAL	SAW	U.FL	Var	SX1262
LTR26-S9	915MHz	+20dBm	XTAL	SAW	SMD Pin	Var	LLCC68
LTR26-SC9	915MHz	+20dBm	XTAL	SAW	U.FL	Var	LLCC68



# LTR Serisi 315MHz +20dBm RF LoRa Transceiver Modülleri



## LTR Serisi 315MHz +20dBm RF LoRa Transceiver Modülleri

	Frekans	RF Çıkış Gücü X-H/X-L	TCXO XTAL	SAW BPF	RF Konnektör	RF Ekran	LoRa IC
LTR28RSH3	315MHz	+20dBm	XTAL	SAW	SMA	Var	SX1262
LTR28CSH3	315MHz	+20dBm	XTAL	SAW	U.FL	Var	SX1262
LTR26RSH3	315MHz	+20dBm	XTAL	SAW	SMA	Var	LLCC68
LTR26CSH3	315MHz	+20dBm	XTAL	SAW	U.FL	Var	LLCC68

## LTR Serisi 315MHz +20dBm RF LoRa Transceiver Modülleri (SMD)

	Frekans	RF Çıkış Gücü X-H/X-L	TCXO XTAL	SAW BPF	RF Konnektör	RF Ekran	LoRa IC
LTR28-S3	315MHz	+20dBm	XTAL	SAW	SMD Pin	Var	SX1262
LTR28-SC3	315MHz	+20dBm	XTAL	SAW	U.FL	Var	SX1262
LTR26-S3	315MHz	+20dBm	XTAL	SAW	SMD Pin	Var	LLCC68
LTR26-SC3	315MHz	+20dBm	XTAL	SAW	U.FL	Var	LLCC68

